



Research - Key Measures

Federal and Private Research Expenditures

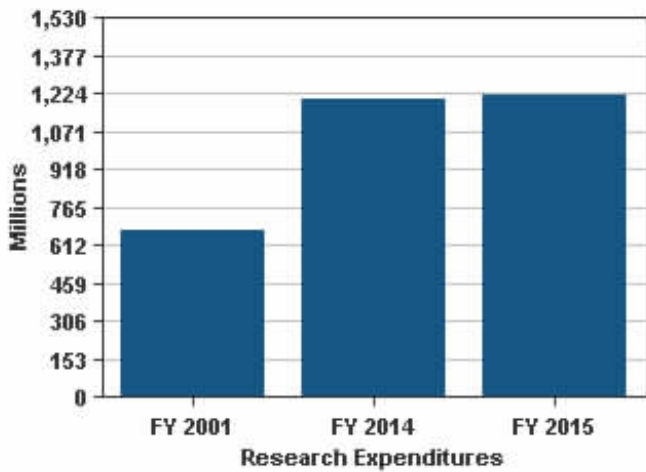
	FY 2001	FY 2014	FY 2015	% Change FY 2001 to FY 2015
16. Sponsored (federal and private) research expenditures (\$ Million) 	\$ 674.713	\$1,205.896	\$1,221.225	81.0%

Federal and Private Research Expenditures per FTE Faculty

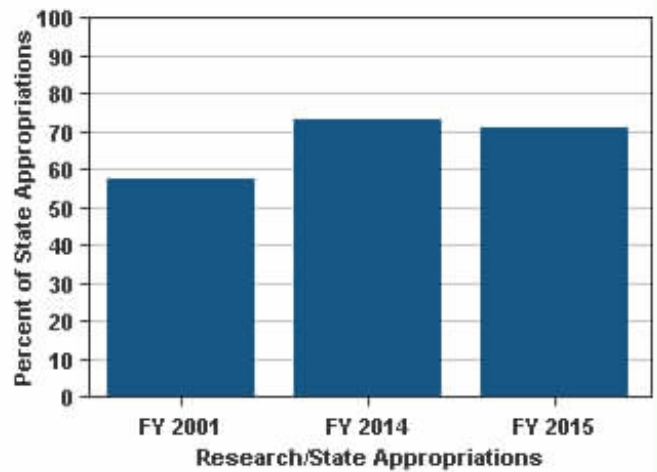
	FY 2001	FY 2014	FY 2015	% Change FY 2001 to FY 2015
17. Sponsored (federal and private) research expenditures per tenure/tenure-track FTE faculty (includes research faculty only) 	\$676,927	\$559,555	\$564,593	- 16.6%

Research as a Percent of State Appropriations

	FY 2001	FY 2014	FY 2015	Point Change FY 2001 to FY 2015
18. Sponsored (federal and private) research as a percent of state appropriations 	57.4%	73.1%	71.3%	13.9





Source: THECB Annual Research Expenditures Report



Source: THECB Annual Research Expenditures Report

Research - Contextual Measures

	FY 2011	FY 2014	FY 2015	%/Point Change FY 2011 to FY 2015
19. Tenure/tenure-track FTE faculty with extramural grants  Statewide data is not available for this measure.				

	FY 2001	FY 2014	FY 2015	% Change FY 2001 to FY 2015
20. Research Expenditures (\$ Millions) 	\$ 821.437	\$1,850.344	\$1,884.466	129.4%
Federal	\$ 479.224	\$ 761.210	\$ 734.472	53.3%
State	\$ 107.931	\$ 426.327	\$ 441.949	309.5%
Private	\$ 195.489	\$ 444.686	\$ 486.753	149.0%

Statewide Totals

Health-Related Institutions Performance - Research

Institutional	\$ 38.793	\$ 218.121	\$ 221.292	470.4%
Restricted Research Expenditures (amount shown is a subset of the categories above)	\$ 550.464	\$1,058.759	\$1,080.828	96.3%

Research - Out-of-State Peers

Research Expenditures

Current year research expenditures.

Research Expenditures

Research Funds

Percent of sponsored (external/federal) research funds.

Percent of sponsored (external/federal) research funds

Source: IPEDS, Fall 2014