







**Patient Care - Key Measures**

**Medical Resident Physicians**

	FY 2002	FY 2015	FY 2016	Percent Change FY 2002 to FY 2016
<b>31. Resident physicians in accredited programs</b> 				
a. Funded ACGME/AOA Resident Physicians (Total for years 1-7)	N/A	5,606	5,682	N/A
b. Unfunded ACGME/AOA and Unfunded non-ACGME/AOA Resident Physicians (Total for years 8+)	N/A	N/A	N/A	N/A
<b>32. Primary care residents; physicians practicing in Texas</b> 				
Primary Care Resident Positions	1,885	N/A	N/A	N/A
Percent of Medical School Graduates Practicing in Texas	N/A	N/A	N/A	N/A
Percent of Medical Graduates Entering Primary Care Residency	N/A	N/A	N/A	N/A
Percent of Medical Residency Completers Practicing in Texas (2 years after completing training in Texas)	N/A	N/A	N/A	N/A

**Patient Care - Contextual Measures**

	FY 2000	FY 2014	FY 2015	% Change FY 2000 to FY 2015
<b>33. Outpatient visits</b> 	N/A	N/A	N/A	N/A
<b>34. Inpatient days</b> 	N/A	N/A	N/A	N/A
<b>35. Ratio of Admissions to General Revenue</b> 				
To admissions				N/A
To charity care				N/A
To hospital days				N/A
To clinic visits				N/A
<b>36. Total uncompensated care provided by faculty</b> 				
Total Uncompensated Care Provided by Faculty	N/A	N/A	N/A	N/A