




**Institutional Efficiency and Effectiveness**


	FY 2009	FY 2013	FY 2014	Point Change FY 2009 to FY 2014
17. Instruction expenses as a percent of core expenses 				
Statewide data is not available for this measure.				

**Finances per FTE Student**


18. Revenue funds by source per full-time equivalent students 				
	FY 2009	FY 2013	FY 2014	% Change FY 2009 to FY 2014
Total revenues and investment return per FTE student	10,781	13,811	14,094	30.7%
Tuition and Fees per FTE student	8,262	13,070	12,577	52.2%
Federal, state and local appropriations, grants and contracts revenue per FTE student	2,328	623	596	- 74.4%
Sales and services revenues per FTE student	50	27	21	- 58.0%
Other core revenues per FTE student	785	289	443	- 43.6%

19. Expenditures per full-time equivalent students 				
	FY 2009	FY 2013	FY 2014	% Change FY 2009 to FY 2014
Total expenditures per FTE student	8,869	13,368	12,651	42.6%
Instructional expenditures per FTE student	2,930	4,343	4,071	38.9%
Academic and institutional support, and student services expenditures per FTE student	5,036	7,960	7,206	43.1%
All other core expenditures per FTE student	1,971	1,050	1,144	- 46.7%

**Tuition and Fees**

20. Tuition and Fees 				
	FY 2011	FY 2015	FY 2016	Percent Change FY 2011 to FY 2016
Annual tuition and fees	\$28,604	\$27,691	\$27,772	- 2.9%

**Faculty**

21. Faculty 				
	Fall 2009	Fall 2013	Fall 2014	Percent Change Fall 2009 to Fall 2014
<b>Total</b>	<b>38</b>	<b>34</b>	<b>32</b>	<b>- 15.8%</b>
<b>Race/Ethnicity</b>				
White	17 (44.7%)	14 (41.2%)	14 (43.8%)	- 17.6%
African American	6 (15.8%)	7 (20.6%)	7 (21.9%)	16.7%
Hispanic	10 (26.3%)	6 (17.6%)	5 (15.6%)	- 50.0%
Asian	2 (5.3%)	1 (2.9%)	2 (6.3%)	0.0%
International	0 (0.0%)	0 (0.0%)	0 (0.0%)	N/A
Other	2 (5.3%)	5 (14.7%)	4 (12.5%)	100.0%
<b>Gender</b>				
Male	18 (47.4%)	14 (41.2%)	15 (46.9%)	- 16.7%
Female	20 (52.6%)	19 (55.9%)	17 (53.1%)	- 15.0%
<b>Full-time</b>	<b>21 (55.3%)</b>	<b>16 (47.1%)</b>	<b>12 (37.5%)</b>	<b>- 42.9%</b>
<b>Part-time</b>	<b>17 (44.7%)</b>	<b>20 (58.8%)</b>	<b>22 (68.8%)</b>	<b>29.4%</b>