







Patient Care - Key Measures

Medical Resident Physicians

	FY 2002	FY 2015	FY 2016	Percent Change FY 2002 to FY 2016
31. Resident physicians in accredited programs 				
a. Funded ACGME/AOA Resident Physicians (Total for years 1-7)	N/A	5,606	5,682	N/A
b. Unfunded ACGME/AOA and Unfunded non-ACGME/AOA Resident Physicians (Total for years 8+)	N/A	N/A	N/A	N/A
32. Primary care residents; physicians practicing in Texas 				
Primary Care Resident Positions	1,885	N/A	N/A	N/A
Percent of Medical School Graduates Practicing in Texas	N/A	N/A	N/A	N/A
Percent of Medical Graduates Entering Primary Care Residency	N/A	N/A	N/A	N/A
Percent of Medical Residency Completers Practicing in Texas (2 years after completing training in Texas)	N/A	N/A	N/A	N/A

Patient Care - Contextual Measures

	FY 2000	FY 2014	FY 2015	% Change FY 2000 to FY 2015
33. Outpatient visits 	N/A	N/A	N/A	N/A
34. Inpatient days 	N/A	N/A	N/A	N/A
35. Ratio of Admissions to General Revenue 				
To admissions				N/A
To charity care				N/A
To hospital days				N/A
To clinic visits				N/A
36. Total uncompensated care provided by faculty 				
Total Uncompensated Care Provided by Faculty	N/A	N/A	N/A	N/A