



Excellence


Student/Faculty Ratio

16. Full-time student equivalents (FTSE) divided by full-time equivalent (FTE) faculty 	FY 2008	FY 2013	FY 2014	% Change FY 2008 to FY 2014
	Statewide data is not available for this measure.			

17. Professional affiliations 

Statewide data is not available for this measure.

Licensure Data

18. Program licensure pass rate 

CIP	Program	2015	
		Number Passing	Pass Rate

Statewide data is not available for this measure.